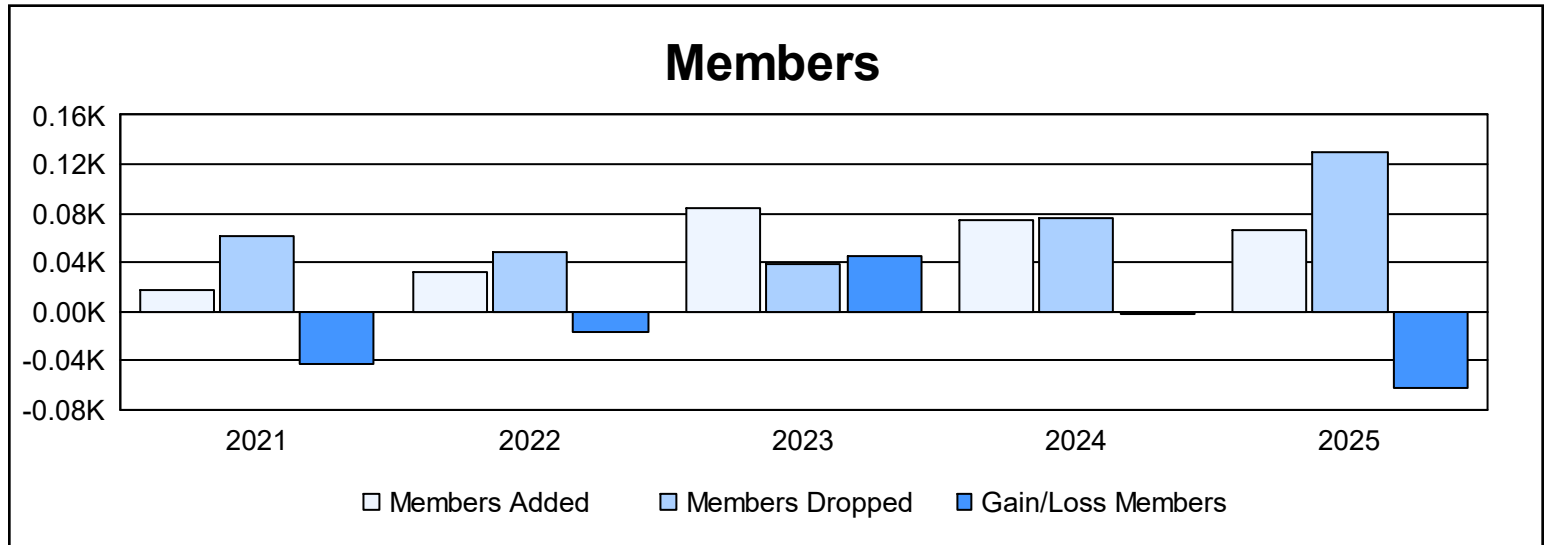
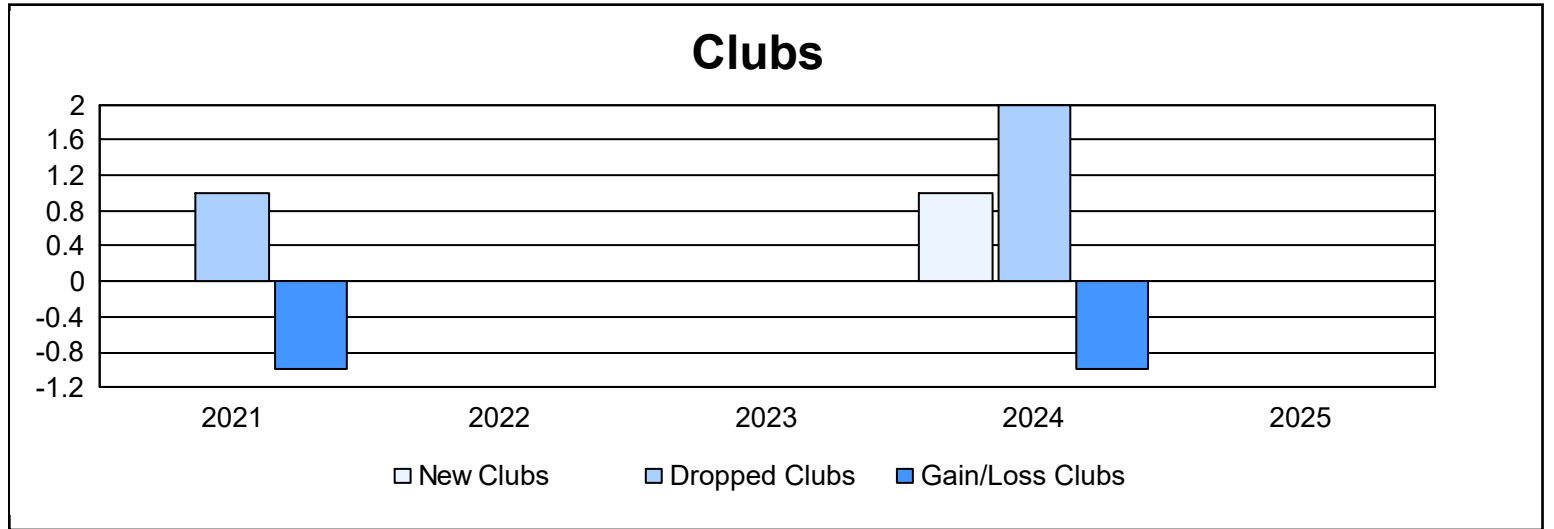
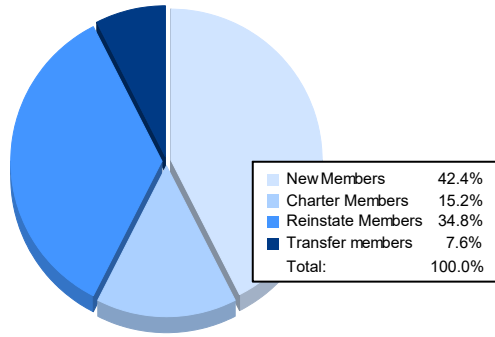


Year	New Clubs	Dropped Clubs	Gain/ Loss Clubs	New Members	Charter Members	Reinstate Members	Transfer Members	Total Member Added	Total Members Dropped	Gain/ Loss Members
2020-2021	0	1	-1	15	0	2	1	18	61	-43
2021-2022	0	0	0	26	0	2	4	32	49	-17
2022-2023	0	0	0	76	0	6	2	84	39	45
2023-2024	1	2	-1	39	14	18	3	74	76	-2
2024-2025				28	10	23	5	66	129	-63
<b>Average</b>	<b>0</b>	<b>1</b>	<b>-1</b>	<b>37</b>	<b>5</b>	<b>10</b>	<b>3</b>	<b>55</b>	<b>71</b>	<b>-16</b>



### Membership Composition June 2025 Cumulative



### Gender Composition June 2025 Cumulative

